

Name: _____

FINAL PERFORMANCE TASK SHEET:

For your final performance in Acting, you must...

- 1.) choose a **scene** (from my website or one we've workshopped in class)

On www.kristaprice.com - go to "Educator" drop down menu & click "Acting" then "Unit 3"...scroll down to "Final Performance Scenes". (Note: There are descriptions available for each play, if you click the red "HERE".)

To read or choose a scene, click on the play's title. Be sure to print your scene and bring to class!

- 2.) choose a scene **partner** you feel you can work well with (your partner is your choice & your responsibility...chose wisely)
- 3.) **analyze your SCENE** and mark the following in your script IN PENCIL:

(Note: We will learn all of the following in class during this unit. You are expected to apply/prove what you learn in this final performance project.)

- a.) your scene's **beats** (mark by drawing a line across page) / **name** each beat as a "title" ("the _____)

*Note: you and your partner should decide on your scene's beats TOGETHER

- b.) your scene's **climax** (mark the moment with a star)

*Note: you and your partner should decide on the scene's climax TOGETHER

- c.) YOUR character's **intentions/wants** (for a minimum of 15 lines/moments)

Ask yourself: "What does my character want to do to the other character with these words?"

Answer that question next to the character's line as an actable verb like this: "to ___[actable verb]___"

- d.) YOUR character's **blocking** that you and your partner have chosen for your scene

(be sure to mark blocking correctly as described in class & on the video "KP's Theatre Class - Stage Directions" @ 6:34)

- 4.) **Analyze your CHARACTER** & make physical choices to **show your character**
(analyze, then show your character's **leading center**, **Laban Movement**, etc. in the scene)
- 5.) **Perform** your scene with your partner in front of an audience (memorized)

Note: A costume (or the "suggestion of" a costume) is nice, but not necessary. However, realistic props are encouraged for your scene performance. All props must be provided by you or your scene partner. Be sure to have props RIGHT AWAY so you are rehearsing with them. (If you want to borrow any props from Ms. Price ask her a.s.a.p. to see if she is able to help provide them....not a guarantee, but a strong possibility.)

My Chosen Scene Partner: _____

My Chosen Scene is from the play (title): _____

My character: _____

Senior Performance (Due) Dates: _____

Non-Senior Performance (Due) Dates: _____

IB RUBRIC (PERFORMANCE)

Criterion C: Thinking Creatively




Name: _____













Due Date: _____

MYP ARTS RUBRIC: Theatre
Assignment: FINAL Scene Performance

CRITERION C: Thinking Creatively
Maximum: 8

Students should be able to:

-  identify an artistic intention
-  identify alternatives & perspectives
-  demonstrate the exploration of ideas

Achievement level	Level Descriptor
0	The student does not reach a standard described by any of the descriptors below.
1-2 1 = D (65-67%) 1 = D+ (67-69%) 2 = C- (70-72%)	The student: <ul style="list-style-type: none">  identifies a limited artistic intention  identifies limited alternatives and perspectives  demonstrates limited exploration of ideas
3-4 3 = C (73-76%) 3 = C+ (77-79%) 4 = B- (80-82%)	The student: <ul style="list-style-type: none">  identifies a adequate artistic intention  identifies adequate alternatives and perspectives  demonstrates adequate exploration of ideas
5-6 5 = B (83-86%) 5 = B+ (87-89%) 6 = A- (90-92%)	The student: <ul style="list-style-type: none">  identifies a substantial artistic intention  identifies substantial alternatives and perspectives  demonstrates substantial exploration of ideas
7-8 7 = A (93-97%) 8 = A (98-100%)	The student: <ul style="list-style-type: none">  identifies a excellent artistic intention  identifies excellent alternatives and perspectives  demonstrates excellent exploration of ideas

Note:

Students will be graded on 2 different aspects of this final performance, including:

- 1.) the student's analysis of his/her chosen scene (Criterion A Rubric - knowledge & understanding), and
- 2.) the choices the student SHOWS in his/her scene (Criterion C Rubric - thinking creatively).

Teacher Feedback:

IB RUBRIC (SCENE ANALYSIS)

Criterion A: Knowing & Understanding

Name: _____
 Due Date: _____

MYP ARTS RUBRIC: Theatre
Assignment: Scene/Character Analysis

*Before performing, be sure to **ATTACH YOUR SCENE** to this rubric, and list your **LABAN** choice at the bottom of this page!

CRITERION A: Knowing & Understanding
 Maximum: 8

Students should be able to:

- demonstrate awareness of the art form studied, including the use of appropriate language
- demonstrate awareness of the relationships between the art form and its context
- demonstrate awareness of the links between the knowledge acquired and artwork created

Achievement level	Level Descriptor
0	The student does not reach a standard described by any of the descriptors below.
1-2 1 = D (65-67%) 1 = D+ (67-69%) 2 = C- (70-72%)	The student: <ul style="list-style-type: none"> <input type="radio"/> demonstrates limited awareness of the art form studied, including limited use of appropriate language <input type="radio"/> demonstrates limited awareness of the relationship between the art form studied & its context <input type="radio"/> demonstrates limited awareness of the links between the knowledge acquired and artwork created
3-4 3 = C (73-76%) 3 = C+ (77-79%) 4 = B- (80-82%)	The student: <ul style="list-style-type: none"> <input type="radio"/> demonstrates adequate awareness of the art form studied, including adequate use of appropriate language <input type="radio"/> demonstrates adequate awareness of the relationship between the art form studied & its context <input type="radio"/> demonstrates adequate awareness of the links between the knowledge acquired and artwork created
5-6 5 = B (83-86%) 5 = B+ (87-89%) 6 = A- (90-92%)	The student: <ul style="list-style-type: none"> <input type="radio"/> demonstrates substantial awareness of the art form studied, including substantial use of appropriate language <input type="radio"/> demonstrates substantial awareness of the relationship between the art form studied & its context <input type="radio"/> demonstrates substantial awareness of the links between the knowledge acquired and artwork created
7-8 7 = A (93-97%) 8 = A (98-100%)	The student: <ul style="list-style-type: none"> <input type="radio"/> demonstrates excellent awareness of the art form studied, including excellent use of appropriate language <input type="radio"/> demonstrates excellent awareness of the relationship between the art form studied & its context <input type="radio"/> demonstrates excellent awareness of the links between the knowledge acquired and artwork created

Demonstration of knowledge/understanding for this assignment includes:

- analyzing & understanding the flow of your scene by marking & titling your scene's "beats"
- analyzing your character's intentions/motivations by assigning strong & actable "verbs" to your character's lines (10 minimum)
- analyzing & determining strong and creative blocking for your scene (blocking choices must be correctly noted in script)
- analyzing & determining your scene's climax by choosing blocking that builds to that moment (climax must be marked on script)
- strong character analysis, including demonstration of Laban Movement choice (Laban choice = _____)